

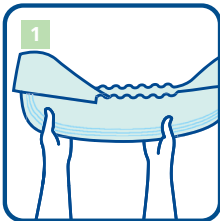
# MoliCare® Premium Slip

## Fitting guide: All-in-one brief

HARTMANN

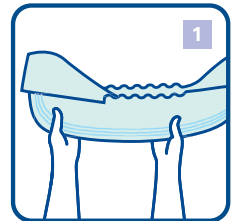


### Standing Position



- Measure the waist and hips - use the larger size.
- Choose correct product size - if between sizes try the smaller size first.
- Remove pads from packaging at least 1/2 hour before usage.
- Open up the brief lengthways, leaving the non-woven side panels in folded position.
- Hold brief at each end and gently fold it lengthways once. This activates the inner cuffs and creates an anatomical 'cupped' shape for fitting.

### Lying Position



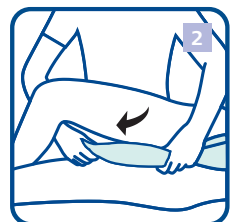
### Standing Position



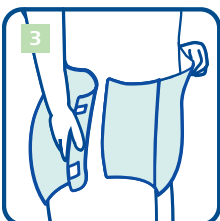
- If the patient is lying, turn patient onto their side.

- Place the 'cupped' brief between the thighs from the front - with the absorbent and completely white surface next to the skin, the absorbent area with tabs to the rear. Pull **MoliCare® Premium Slip** from front to back through the thighs.

### Lying Position



### Standing Position



- Unfold rear absorbent area and fit snugly to the body.
- Wetness indicator should be in line with the spine. At the front, centre the absorbent cushion in the crotch area. At the back ensure the absorbent cushion fits snugly.

- If the patient is lying, turn patient onto their back and unfold the side panels.

### Lying Position



### Standing Position




- To fasten the brief, position the upper hook-and-loop tabs at a slightly downwards angle onto the non-woven side panel or textile backsheet. The lower hook-and-loop tabs should point diagonally upwards.
- Check that the brief is comfortably and closely fitted.
- When the stripes on the product are aligned, the super absorbent core is correctly positioned.
- To open and reclose the tabs, open the blue stripe and reclose onto the textile backsheet or non-woven side panel.

### Lying Position



## MoliCare® Premium Slip

- All-in-one incontinence slip providing secure protection while maintaining healthy skin.
- Skin-friendly due to the soft and breathable materials which help to maintain a skin neutral pH value of 5.5.
- All-round protection through fast absorption, anti-leakage and quick dry system.

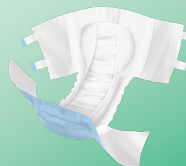


For moderate to extremely severe incontinence

Code	Absorbency Level	Size	Waist Measurement	Working Capacity	Quantity
169 136	● 5 drops Extra	Small	60-90cm	930ml	3x28
169 236	● 5 drops Extra	Medium	90-120cm	1050ml	3x28
169 336	● 5 drops Extra	Large	120-150cm	1350ml	3x28
169 056	● 6 drops Extra Plus	X Small	40-60cm	860ml	4x28
169 156	● 6 drops Extra Plus	Small	60-90cm	1040ml	3x28
169 256	● 6 drops Extra Plus	Medium	90-120cm	1240ml	3x28
169 356	● 6 drops Extra Plus	Large	120-150cm	1430ml	3x28
169 456	● 6 drops Extra Plus	X Large	150-175cm	1600ml	4x14
169 176	● 7 drops Super	Small	60-90cm	1170ml	3x28
169 276	● 7 drops Super	Medium	90-120cm	1440ml	3x28
169 376	● 7 drops Super	Large	120-150cm	1630ml	3x28
169 196	● 8 drops Super Plus	Small	60-90cm	1320ml	3x28
169 296	● 8 drops Super Plus	Medium	90-120cm	1700ml	3x28
169 396	● 8 drops Super Plus	Large	120-150cm	1870ml	3x28
169 496	● 8 drops Super Plus	X Large	150-175cm	2200ml	4x14
169 186	● 9 drops Maxi	Small	60-90cm	1350ml	4x14
169 286	● 9 drops Maxi	Medium	90-120cm	2290ml	4x14
169 302	● 10 drops Maxi Plus	Large	120-150cm	2600ml	4x14

## MoliCare® Slip Maxi with PE Backing

- All-in-one incontinence slip with PE backsheet.
- Fast absorption, anti-leakage and quick dry system.



For extremely severe incontinence

Code	Absorbency Level	Size	Waist Measurement	Working Capacity	Quantity
165 531	● 9 drops	Small	55-85cm	1350ml	4x14
165 532	● 9 drops	Medium	75-115cm	2290ml	4x14
165 533	● 9 drops	Large	105-145cm	2600ml	4x14

The use of oil or silicone based creams, or talcum powder on the skin may adversely affect the permeability of continence care products. The MoliCare® Skin range does not affect the permeability of continence care products.